To: Mayor Pat Humphrey and the Clare City Commission
From: Shannon Sirpilla
Treasurer and Finance Director
Date: February 1, 2022
Reference: Treasurer's Report for February 7, 2022

MDOT News:
MDOT sent out an email on January 26, 2022 to announce that during a performance audit for Administration of Act 51-related Funds for fiscal years 2019 and 2020, a combined total of $16 million in undistributed MTF funds were identified. Also, to announce that the Michigan Department of Treasury allocated $49 million in Recreational Marijuana Tax Revenues to the MDOT fiscal year end 2021 to be distributed to State Trunklines. These adjustments will be included in our February 2022 payment, which will be roughly $9,000. A copy of the email received is located below for reference.

Revenue Sharing:
Calendar year Revenue Sharing reporting

	2019	2020	2021	2020 - 2021 Amount Change	2020 - 2021 Percentage Change
January/February	$ 53,456	$ 57,547	$ 59,438	$ 1,891	3.3%
March/April	54,235	51,683	61,283	9,600	18.6%
May/June	59,087	39,408	69,622	30,214	76.7%
July/August	61,069	67,341	69,029	1,688	2.5%
September/October	63,189	64,923	68,513	3,590	5.5%
Total of Above	$ 291,036	$ 280,902	$ 327,885	$ 46,983.00	16.7%

Act 51 Distribution:
Below you will find information for the Act 51 funding received to date, along with its corresponding chart data. We still have January through June funds yet to be received this current fiscal year.

Dot Gov:
Step one of the application process to acquire the domain of "cityofclare.gov" has been completed.

USDA Compliance Review:
USDA has requested an ADA compliance review of the Police Department, Fire Department, Airport, Water & Wastewater Departments. I'm currently working with each department to get all documents completed.

USDA also submitted a timeline for City Hall that is still out of compliance. All USDA funding weighs heavily on being compliant.

Additional ARPA NEU Reallocation Payments:
Due to other Non-Entitlement Units of Local Government declining ARPA funds, just over $1.2 million was redistributed to 1,696 NEU's that previously accepted funding. On Friday, January 28, 2022 our additional share of $648.33 was received electronically from the State. See email notification below.

Shannon Sirpilla

From: Michigan Dept of Transportation <MDOT@govsubscriptions.michigan.gov>
Sent: Wednesday, January 26, 2022 3:07 PM
To: Shannon Sirpilla
Subject: MTF Adjustments for December 2021 Earning's Month

To: Michigan Counties

Michigan Cities and Villages

The purpose of this communication is to provide some information regarding the two adjustments made to the December 2021 MTF's earnings for payments to be disbursed in early February 2022 that will make this month's payments higher than usual.

1. During the Performance Audit for Administration of Act 51-related Funds for FY19 and FY20, a combined $16 million in undistributed MTF funds were identified that are included in this month's MTF revenues for distribution.

2. The Department of Treasury allocated $49 million Recreational Marijuana Tax Revenues to the Michigan Transportation Fund at Fiscal Year 2021 year end to be distributed to the State Trunkline, Counties and Cities and Villages based on their applicable shares (39.1/39.1/21.8%).

If you have any questions or need further information, please contact Jingjing Chang at changj2@michigan.gov or Laura Loomis at loomisl2@michigan.gov.

*** DO NOT REPLY TO THIS MESSAGE ***

The Michigan Department of Transportation:
Providing the highest quality integrated transportation services for economic benefit and improved quality of life.
www.Michigan.gov/MDOT | *Contact MDOT* |

Manage Subscriptions | Subscriber Help |

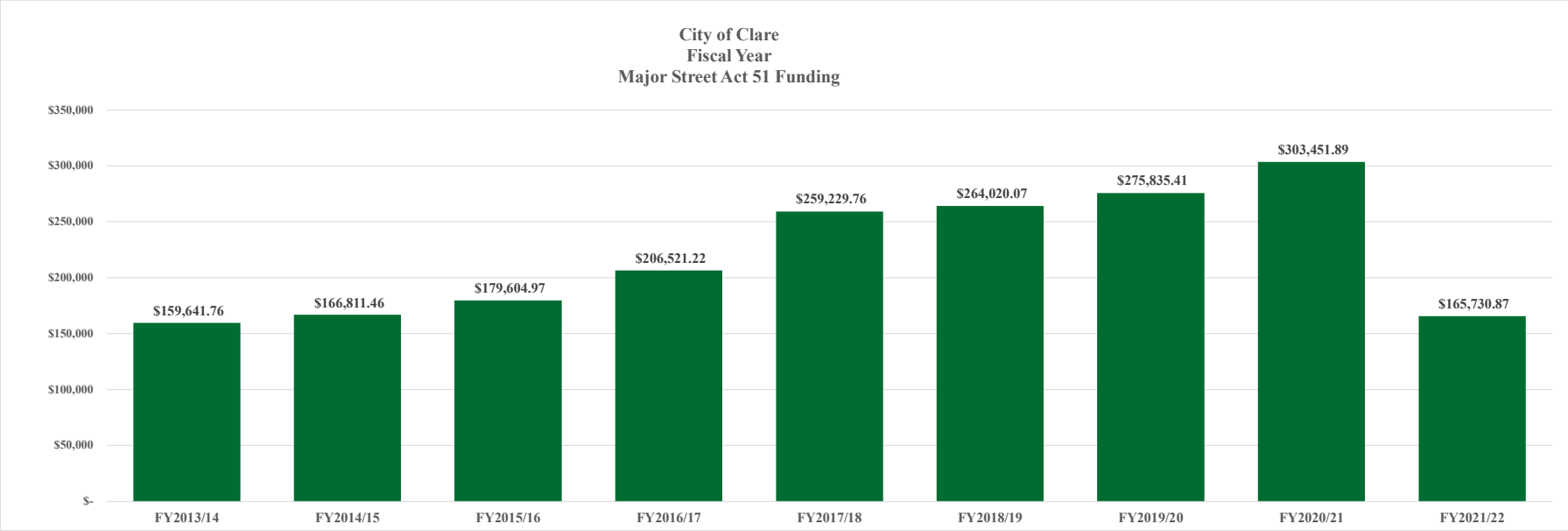

Increase/(Descrease) from Previous Fiscal Year:	**$ 7,170**	**12,793.51**		**$ 26,916**	**$ 52,709**	**4,790.31**	**11,815.34**	**27,616.48**	

CITY OF CLARE
ACT 51 DISTRIBUTIONS RECEIVED
MAJOR STREETS

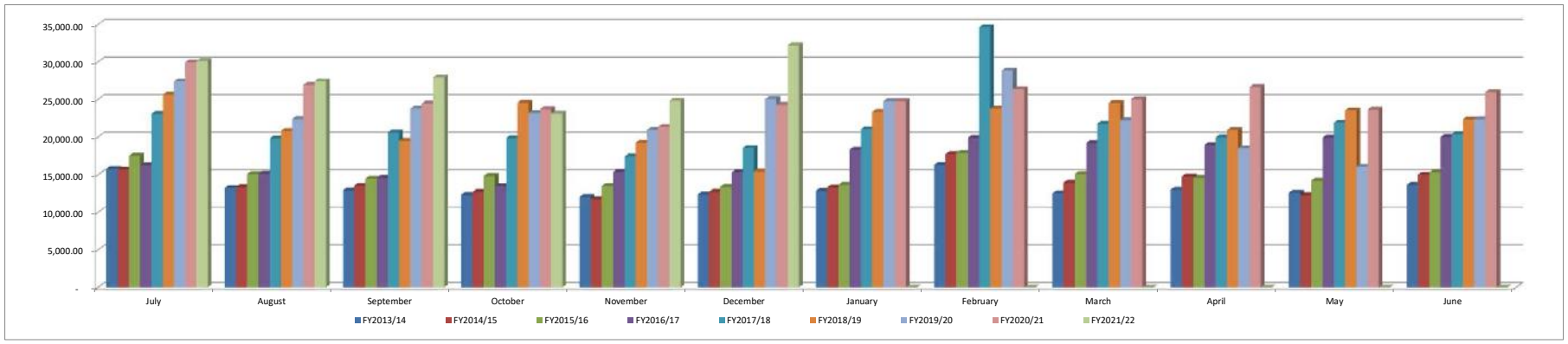

	July	August	September	October	November	December	January	February	March	April	May	June	TOTAL
FY2013/14	**15,780.18**	**13,225.92**	**12,923.12**	**12,330.25**	**12,035.83**	**12,385.29**	**12,857.74**	**16,294.21**	**12,543.79**	**12,997.53**	**12,617.62**	**13,650.28**	**159,641.76**
FY2014/15	**15,672.64**	**13,348.55**	**13,513.67**	**12,708.21**	**11,739.83**	**12,724.00**	**13,298.21**	**17,735.85**	**13,955.84**	**14,784.17**	**12,306.16**	**15,024.33**	**166,811.46**
	-0.7%	0.9%	4.6%	3.1%	-2.5%	2.7%	3.4%	8.8%	11.3%	13.7%	-2.5%	10.1%	4.5%
FY2015/16	**17,523.85**	**15,106.77**	**14,495.36**	**14,855.56**	**13,497.75**	**13,368.58**	**13,646.81**	**17,876.09**	**15,112.87**	**14,585.10**	**14,223.56**	**15,312.67**	**179,604.97**
	11.8%	13.2%	7.3%	16.9%	15.0%	5.1%	2.6%	0.8%	8.3%	-1.3%	15.6%	1.9%	7.7%
FY2016/17	**16,239.53**	**15,153.32**	**14,604.26**	**13,460.51**	**15,378.07**	**15,309.70**	**18,331.68**	**19,906.24**	**19,245.12**	**18,943.64**	**19,936.16**	**20,012.99**	**206,521.22**
	-7.3%	0.3%	0.8%	-9.4%	13.9%	14.5%	34.3%	11.4%	27.3%	29.9%	40.2%	30.7%	15.0%
FY2017/18	**23,101.50**	**19,835.62**	**20,621.98**	**19,881.25**	**17,441.31**	**18,544.18**	**21,068.59**	**34,634.74** [1]	**21,807.03**	**19,960.12**	**21,950.48**	**20,382.96**	**259,229.76**
	42.3%	30.9%	41.2%	47.7%	13.4%	21.1%	14.9%	74.0%	13.3%	5.4%	10.1%	1.8%	25.5%
FY2018/19	**25,664.13**	**20,830.50**	**19,543.01**	**24,596.50**	**19,272.53** [3]	**15,464.22** [3]	**23,380.95** [3]	**23,806.30** [1, 2, 3]	**24,557.19** [3]	**20,950.54** [3, 4]	**23,574.17** [3]	**22,380.03**	**264,020.07**
	11.1%	5.0%	-5.2%	23.7%	10.5%	-16.6%	11.0%	-31.3%	12.6%	5.0%	7.4%	9.8%	1.8%
FY2019/20	**27,410.42** [3]	**22,433.24** [3]	**23,824.48**	**23,199.35**	**20,960.94**	**25,075.08**	**24,774.61**	**28,882.62**	**22,259.61**	**18,518.08**	**16,086.58**	**22,410.40**	**275,835.41**
	6.8%	7.7%	21.9%	-5.7%	8.8%	62.1%	6.0%	21.3%	-9.4%	-11.6%	-31.8%	0.1%	4.5%
FY2020/21	**29,970.30**	**26,962.69**	**24,464.64**	**23,736.22**	**21,395.51**	**24,339.80**	**24,776.55**	**26,417.61**	**25,042.02**	**26,660.15**	**23,692.03**	**25,994.37**	**303,451.89**
	9.3%	20.2%	2.7%	2.3%	2.1%	-2.9%	0.0%	-8.5%	12.5%	44.0%	47.3%	16.0%	10.0%
FY2021/22	**30,128.47**	**27,439.05**	**27,948.59**	**23,134.96**	**24,836.76**	**32,243.04**							**165,730.87**
	0.5%	1.8%	14.2%	-2.5%	16.1%	32.5%							

FY2019/20 to 2020/21 Increase/(Decrease):

Monthly =	**158.17**	**476.36**	**3,483.95**								**-**	**(25,994.37)**	
Cumulativ													

Footnotes:

1 - The February 2018 Act 51 Receipts <u>include $11,777.27 in a one-time lump sum disbursement</u> from the State of Michigan in accordance with Public Act 82 of 2018. Excluding the PA 82 disbursement the February 2018 ACT 51 funding was up $2,951.23 or 14.8% from the same period in 2017.

2 - On February 28, 2019 MDOT informed all Counties, Cities and Villages that the December 2018 Act 51 disbursements were overstated and that a one-time correction (reduction) was included within the February 2019 disbursements. The amount of this correction for the City of Clare was $4,175.35 for major streets and $1,772.61 for local streets or a total of $5,947.96.

3 - Also within the February 28th communication MDOT informed all local road agencies that:

"During 2018 a Department of State revenue report provided to MDOT was changed, without MDOT's knowledge, which caused an overstatement of the monthly revenues to be distributed to STF, Counties, Cities and Villages."

To correct the 2018 overpayment MDOT is recovering it over ten disbursement months from November 2018 through August 2019. For the City of Clare this correction included $5,101.77 for the major street fund and $2,167.70 for the local street fund or a total of $7,269.47. This results in a $726.95 reduction per month for the ten months ($510.18 for major streets and $216.77 for local streets).

4 - On March 29, 2019 MDOT informed all Counties, Cities and Villages that the Michigan Treasury of an additional correction to the 2018 revenue disbursements which will result in another correction (decrease) of Act 51 revenues distributed in April 2019.

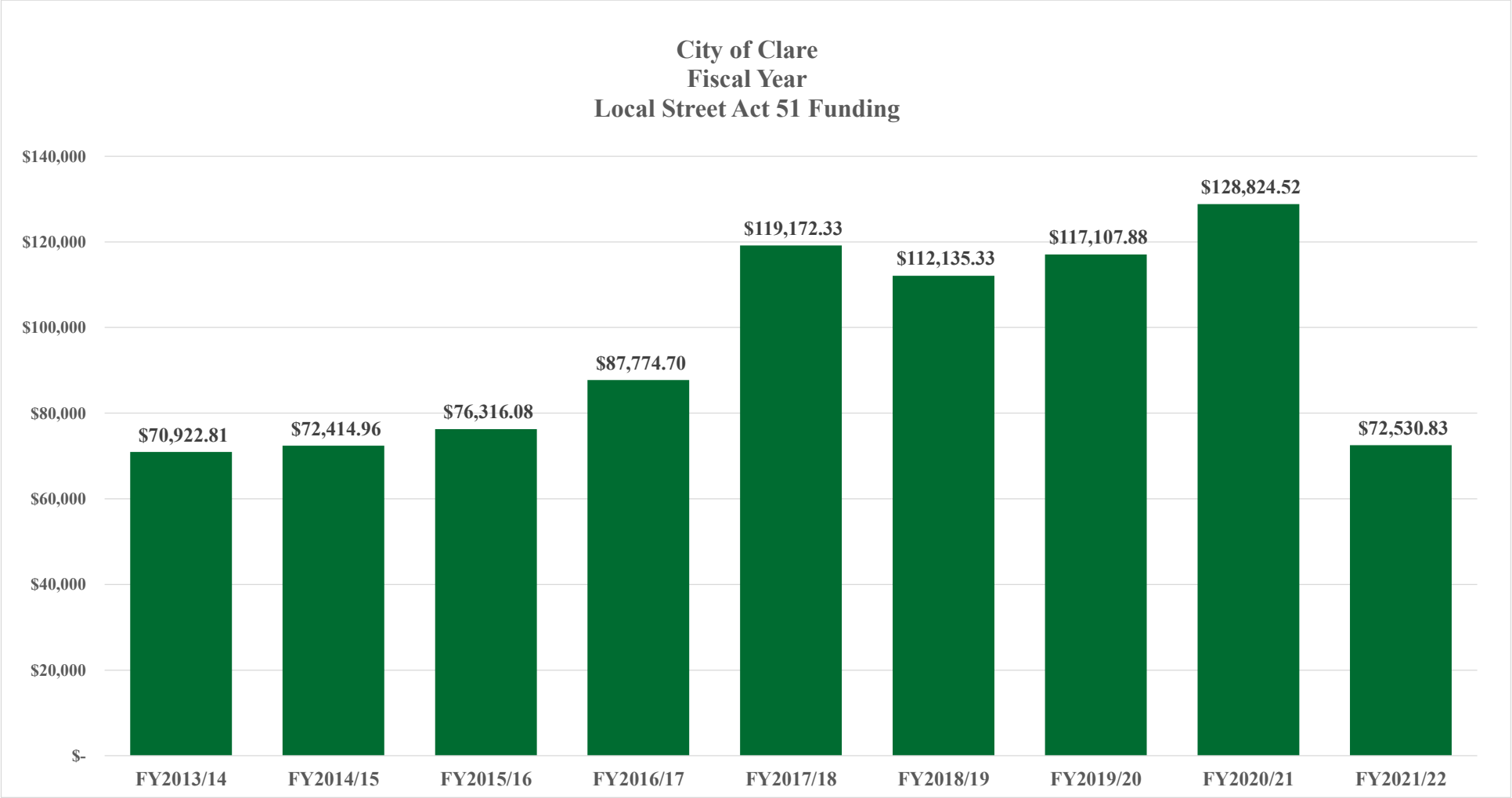

Increase/(Decrease) from Previous Fiscal Year:		**$ 1,492**	**$ 3,901**	**$ 11,459**		**$ 31,398**	**(7,037.00)**	**$ 4,973**	**$ 11,717**

CITY OF CLARE
ACT 51 DISTRIBUTIONS RECEIVED
LOCAL STREETS

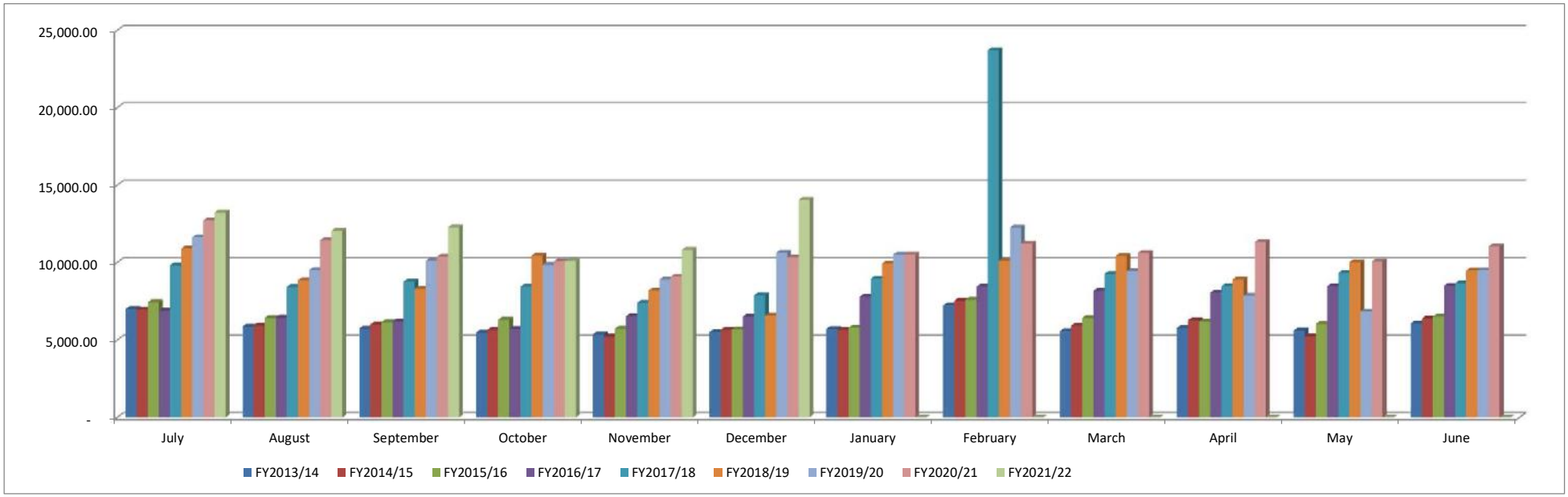

	July	August	September	October	November	December	January	February	March	April	May	June	TOTAL
FY2013/14	**7,002.90**	**5,869.28**	**5,734.93**	**5,471.83**	**5,349.13**	**5,505.56**	**5,715.57**	**7,243.17**	**5,576.02**	**5,777.71**	**5,608.83**	**6,067.88**	**70,922.81**
FY2014/15	**6,965.20**	**5,932.33**	**6,005.72**	**5,647.41**	**5,217.07**	**5,654.49**	**5,647.68**	**7,532.22**	**5,927.08**	**6,278.72**	**5,226.33**	**6,380.71**	**72,414.96**
	-0.5%	1.1%	4.7%	3.2%	-2.5%	2.7%	-1.2%	4.0%	6.3%	8.7%	-6.8%	5.2%	2.1%
FY2015/16	**7,446.01**	**6,418.93**	**6,159.13**	**6,312.19**	**5,735.25**	**5,680.33**	**5,798.55**	**7,595.57**	**6,421.92**	**6,197.66**	**6,044.03**	**6,506.51**	**76,316.08**
	6.9%	8.2%	2.6%	11.8%	9.9%	0.5%	2.7%	0.8%	8.3%	-1.3%	15.6%	2.0%	5.4%
FY2016/17	**6,901.90**	**6,440.31**	**6,206.95**	**5,720.85**	**6,535.85**	**6,506.91**	**7,791.31**	**8,460.53**	**8,179.54**	**8,051.41**	**8,473.24**	**8,505.90**	**87,774.70**
	-7.3%	0.3%	0.8%	-9.4%	14.0%	14.6%	34.4%	11.4%	27.4%	29.9%	40.2%	30.7%	15.0%
FY2017/18	**9,821.03**	**8,432.62**	**8,766.92**	**8,452.02**	**7,415.15**	**7,884.04**	**8,953.86**	**23,709.05** [1]	**9,267.15**	**8,482.28**	**9,327.14**	**8,661.07**	**119,172.33**
	42.3%	30.9%	41.2%	47.7%	13.5%	21.2%	14.9%	180.2%	13.3%	5.4%	10.1%	1.8%	35.8%
FY2018/19	**10,904.84**	**8,850.87**	**8,303.82**	**10,451.04**	**8,188.90** [2]	**6,570.64** [2]	**9,926.63** [2]	**10,107.23** [1, 2, 3]	**10,426.03** [2]	**8,894.78** [3, 4]	**10,008.67** [2]	**9,501.88** [2]	**112,135.33**
	11.0%	5.0%	-5.3%	23.7%	10.4%	-16.7%	10.9%	-57.4%	12.5%	4.9%	7.3%	9.7%	-5.9%
FY2019/20	**11,637.10** [2]	**9,524.04** [2]	**10,114.72**	**9,849.32**	**8,899.01**	**10,645.67**	**10,518.10**	**12,262.50**	**9,450.56**	**7,862.21**	**6,829.87**	**9,514.78**	**117,107.88**
	6.7%	7.6%	21.8%	-5.8%	8.7%	62.0%	6.0%	21.3%	-9.4%	-11.6%	-31.8%	0.1%	4.4%
FY2020/21	**12,723.72**	**11,446.43**	**10,385.93**	**10,076.77**	**9,083.07**	**10,332.83**	**10,518.25**	**11,214.92**	**10,630.95**	**11,317.88**	**10,057.85**	**11,035.92**	**128,824.52**
	9.3%	20.2%	2.7%	2.3%	2.1%	-2.9%	0.0%	-8.5%	12.5%	44.0%	47.3%	16.0%	10.0%
FY2021/22	**13,229.09**	**12,048.20**	**12,271.94**	**10,089.14**	**10,831.29**	**14,061.17**							**72,530.83**
	4.0%	5.3%	18.2%	0.1%	19.2%	36.1%							

CITY OF CLARE
ACT 51 DISTRIBUTIONS RECEIVED
LOCAL STREETS

FY2020/21 to 2021/22 Increase/(Decrease):

Monthly =	**505.37**	**601.77**	**1,886.01**
Cumulative =			

Footnotes:

1 - The February 2018 Act 51 Receipts include $13,994.94 in a one-time lump sum disbursement from the State of Michigan in accordance with Public Act 82 of 2018. Excluding the PA 82 disbursement the February 2018 ACT 51 funding was up $2,951.23 or 14.8% from the same period in 2017.

2 - On February 28, 2019 MDOT informed all Counties, Cities and Villages that the December 2018 Act 51 disbursements were overstated and that a one-time correction (reduction) was included within the February 2019 disbursements. The amount of this correction for the City of Clare was $4,175.35 for major streets and $1,772.61 for local streets or a total of $5,947.96.

3 - Also within the February 28th communication MDOT informed all local road agencies that:

> **"During 2018 a Department of State revenue report provided to MDOT was changed, without MDOT's knowledge, which caused an overstatement of the monthly revenues to be distributed to STF, Counties, Cities and Villages."**

To correct the 2018 overpayment MDOT is recovering it over ten disbursement months from November 2018 through August 2019. For the City of Clare this correction included $5,101.77 for the major street fund and $2,167.70 for the local street fund or a total of $7,269.47. This results in a $726.95 reduction per month for the ten months ($510.18 for major streets and $216.77 for local streets).

4 - On March 29, 2019 MDOT informed all Counties, Cities and Villages that the Michigan Treasury of an additional correction to the 2018 revenue disbursements which will result in another correction (decrease) of Act 51 revenues distributed in April 2019.

CITY OF CLARE

202 West Fifth Street | Clare, Michigan 48617-1490
Office 989.386.7541 | Fax 989.386.4508
www.cityofclare.org

CITY HALL
Ph 989.386.7541
Fx 989.386.4508
www.cityofclare.org
Manager x102
Assessor x103
Clerk x106
Treasurer x107

DEPARTMENT OF PUBLIC WORKS
Ph 989.386.2182 or 989.386.7541 x202
Fx 989.386.4508

UTILITY BILLING
Ph 989.386.7541 x201

W/WWT PLANT
Ph 989.386.2321
Fx 989.386.2387

POLICE DEPT. NON-EMERGENCY
Ph 989.386.2121
Fx 989.386.0440

FIRE DEPT. NON-EMERGENCY
Ph 989.386.2151
Fx 989.386.3020

PARKS & RECREATION
Ph 989.386.7541 x213
Fx 989.386.4508

AIRPORT
Ph 989.386.0445
Fx 989.386.4508

January 26, 2022

.Gov Domain Registration
c/o Verisign, Inc.
12061 Bluemont Way
Reston, Virginia 20190

To the .gov Program:

As authorizing authority for the City of Clare, I request that responsibility for the domain name "cityofclare.gov" be delegated to my municipality.

We are a municipality in the State of Michigan with the current domain of "cityofclare.org". The .gov verifies we are an official government website within the United States.

In order to obtain and maintain "cityofclare.gov" the City of Clare within both Clare & Isabella Counties, will meet the general and specific requirements for federal agencies, found at https://home.dotgov.gov/registration/requirements.

The following will be listed as contacts for the cityofclare.gov, which the City of Clare within both Clare & Isabella Counties will keep up to date in the .gov registrar.

Administrative contact
Jeremy Howard
Clare City Manager
202 W. Fifth Street, Clare, MI 48617
(989) 386-7541 ext. 102
JHoward@cityofclare.org

Technical contact
Kyle Shumaker
Webmaster
3721 W Michigan Ave, Lansing, MI 48917
(517) 325-3121
kps@shumakergroup.com

Security contact
ssirpilla@cityofclare.org

I understand that if I wish to retire "cityofclare.gov", I must submit a written request to registrar@dotgov.gov.

Sincerely,

Patrick Humphrey
Clare City Mayor

ACCESSIBILITY TRANSITION PLAN

A. Project Legal Name and Location: City of Clare

B. Inspection Performed by: Troy Shank, Area Specialist
Print Name and Title

C. Inspection Date: 05/09/19

D. Implementation Responsibility: Steven Kingsbury, Treasurer and Finance Director
Print Name and Title

DEFICIENT ITEM	COST/SOURCE	ESTIMATED DATE OF COMPLETION
The employee bathrooms in the City offices are not compliant. Lacks disability access and touch signage.	$30,000	2023
The entrance doors to the City offices are narrower than required.	$10,000	2023
Disable ramp is not compliant. Lacks acceptable hand and guard rails.	$2,000	2020
• See letter dated 8/13/19		

Shannon Sirpilla

From: Michigan Department of Treasury <MITreasury@govsubscriptions.michigan.gov>
Sent: Friday, January 28, 2022 11:02 AM
To: Shannon Sirpilla
Subject: ARPA NEU Reallocation Payments Underway

Michigan Department of TREASURY
LOCAL GOVERNMENT UPDATE

ARPA NEU Reallocation Payments Underway

January 28, 2022

Intended Audience: Non-Entitlement Units of Local Government requesting or declining Coronavirus Local Fiscal Recovery Fund under the American Rescue Plan Act (ARPA). Non-entitlement units are defined as primary local governments (cities, villages, townships) other than federally defined metropolitan cities and counties under ARPA.

Non-Entitlement Units (NEUs) of Local Government that accepted funding available under the Coronavirus Local Fiscal Recovery Fund (CLFRF) will receive a small additional payment. Over $1.2 million was redistributed to the 1,696 NEUs that accepted funding. Funding was reallocated from NEUs that declined funding or were nonresponsive.

NEUs can use SIGMA Vendor Self Service to identify the payment amounts. The payments can be identified by the “Check Description” field as “ARPA Coronavirus Local Fiscal Recovery Fund - Tranche 1 RA.” Payments will be issued by either check or Electronic Fund Transfer (EFT), depending on how the NEU elected to receive the first payment. EFT payments have been processed. Those NEUs that elected to receive checks should receive them in the next week.

NEUs with questions about these additional funds should contact the Michigan Department of Treasury at Treas-ARPA@michigan.gov or call 517-335-0155.

This service is provided to you at no charge by the Michigan Department of Treasury.